Menntasvið Kópavogs

# Lykiltölur í skóla- og frístundastarfi 2023-2024.docx

2023-2024

Unnið af Rekstrardeild

Skjal sótt af '00000000000' dags: 26.10 2026

# Efnisyfirlit

Grunnskólar ..... 2
STARFSMENN OG STÖÐUGILDI ..... 2
Fjárhagsáætlun ..... 2
Nemendur ..... 3
Mötuneyti ..... 8
Frístund ..... 10
Skólahljómsveit og Tónlistarskólar ..... 14
Félagsmiðstöðvar ..... 16
Íbúaþróun ..... 16

Skjal sótt af '0000000000' dags: 26.10 2026

# Grunnskóla og frístundastarf í Kópavogi

# Lykiltölur

## skólaárið 2023 - 2024

## GRUNNSKÓLAR

### STARFSMENN OG STÖÐUGILDI

| | Álfhóls-skóli | Hörðuvalla-skóli | Kársnes-skóli | Kópavogs-skóli | Kóra-skóli | Linda-skóli | Sala-skóli | Smára-skóli | Snælands-skóli | Vatnsenda-skóli |
|---|---|---|---|---|---|---|---|---|---|---|
| Fjöldi starfsmanna grunnskóla | 130 | 105 | 114 | 86 | 44 | 87 | 107 | 78 | 90 | 91 |
| **Þar af** | | | | | | | | | | |
| Grunnskólakennarar | 59 | 50 | 55 | 38 | 22 | 37 | 44 | 40 | 40 | 41 |
| Leiðbeinendur | 9 | 7 | 6 | 9 | 4 | 5 | 5 | 2 | 10 | 8 |
| Stuðningsfulltrúar | 21 | 4 | 7 | 8 | 1 | 9 | 13 | 7 | 5 | 8 |
| Fjöldi stöðugilda grunnskóla | 106 | 84 | 92 | 72 | 32 | 67 | 88 | 67 | 68 | 74 |
| **Þar af** | | | | | | | | | | |
| Grunnskólakennarar | 58 | 46 | 49 | 34 | 18 | 34 | 40 | 40 | 33 | 37 |
| Leiðbeinendur | 4 | 6 | 5 | 7 | 3 | 4 | 4 | 1 | 9 | 8 |
| Stuðningsfulltrúar | 16 | 3 | 5 | 6 | 1 | 6 | 8 | 5 | 4 | 6 |
| Meðalaldur starfsmanna | 41 | 44 | 45 | 46 | 43 | 44 | 44 | 44 | 45 | 44 |
| **Þar af** | | | | | | | | | | |
| Grunnskólakennarar | 47 | 50 | 50 | 55 | 43 | 49 | 50 | 48 | 51 | 47 |

### FJÁRHAGSÁÆTLUN

| | 2024 | 2023 | 2022 | 2021 | 2020 |
|---|---|---|---|---|---|
| **04-211-Kópavogsskóli** | 924.943.205 | 836.702.967 | 852.590.520 | 752.621.840 | 702.297.656 |
| **04-212-Kársnesskóli** | 1.479.300.934 | 1.275.859.154 | 1.150.158.491 | 1.042.976.058 | 936.151.192 |
| **04-215-Snælandsskóli** | 1.078.089.802 | 968.579.875 | 897.869.134 | 852.503.418 | 763.556.882 |
| **04-217-Salaskóli** | 1.363.771.717 | 1.265.412.601 | 1.169.457.799 | 1.113.002.190 | 1.015.460.483 |
| **04-218-Smáraskóli** | 1.046.476.332 | 960.710.195 | 856.697.658 | 781.288.253 | 713.424.385 |
| **04-219-Lindaskóli** | 1.067.051.267 | 919.995.346 | 856.629.484 | 805.406.097 | 762.315.876 |
| **04-220-Hörðuvallaskóli** | 1.612.637.307 | 1.755.029.723 | 1.636.593.209 | 1.585.954.638 | 1.491.575.388 |
| **04-221-Vatnsendaskóli** | 1.327.398.450 | 1.226.075.228 | 1.126.805.883 | 1.068.191.529 | 982.003.956 |
| **04-222-Álfhólsskóli** | 1.657.416.745 | 1.546.503.131 | 1.425.814.765 | 1.394.518.190 | 1.282.914.272 |
| **04-223-Kóraskóli** | 479.008.344 | 188.258.847 | | | |
| **Grunnskólar samtals** | **12.036.094.104** | **10.943.127.066** | **9.972.616.943** | **9.396.462.214** | **8.649.700.090** |

| | 2023 | 2022 | 2021 | 2020 | 2019 |
|---|---|---|---|---|---|
| **Menntasvið samtals** | **28.222.735.511** | **25.106.018.013** | **23.386.192.059** | **21.700.973.704** | **20.013.662.527** |
| **Grunnskólar samtals** | **12.036.094.104** | **10.943.127.066** | **9.972.616.943** | **9.396.462.214** | **8.649.700.090** |
| Hlutfall | 43% | 44% | 43% | 43% | 43% |

Skjal sótt af '0000000000' dags: 26.10 2026

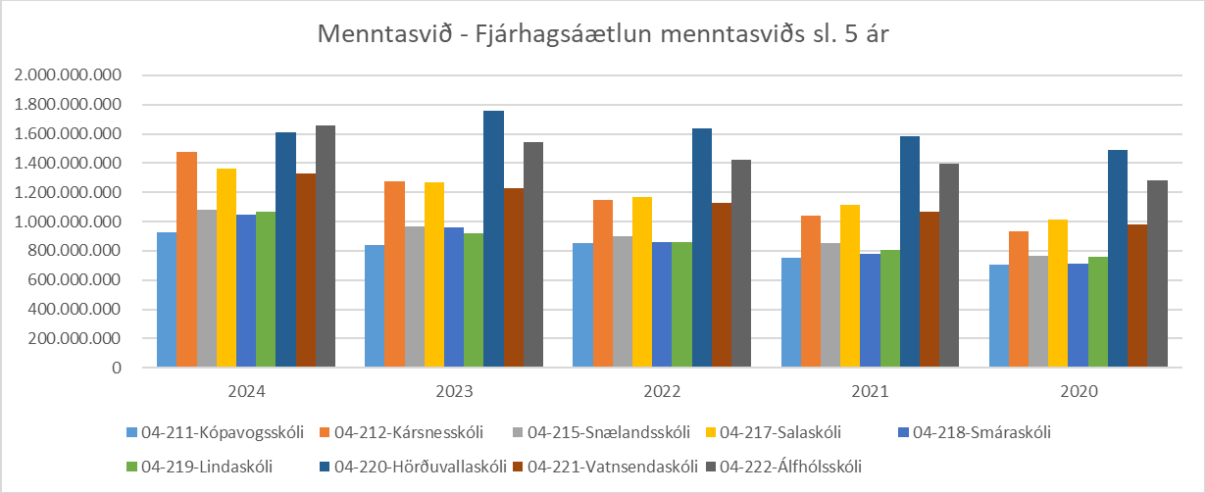


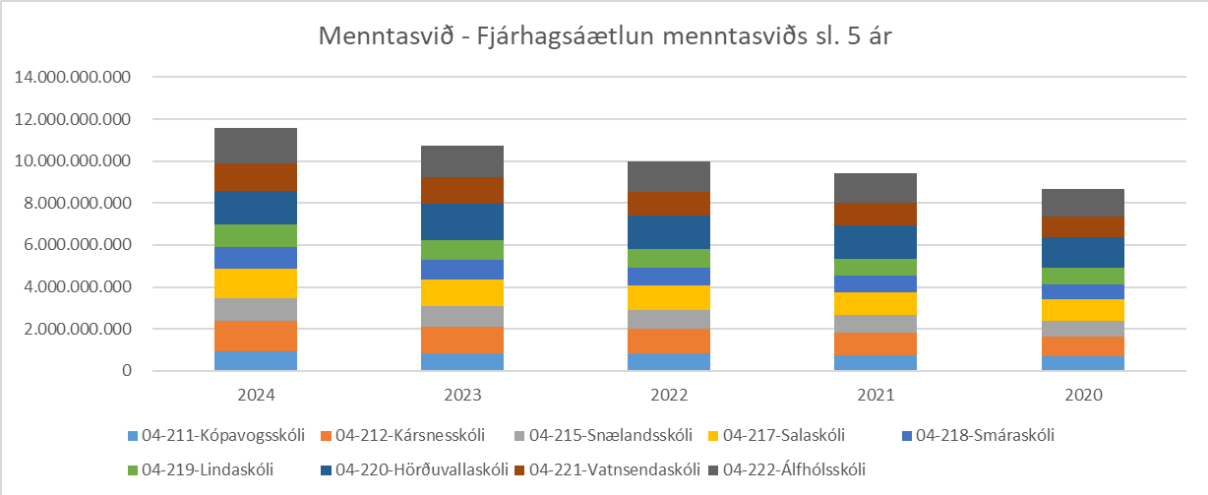


## NEMENDUR

### Fjöldi nemenda skólaárið 2023-2024

| Fjöldi nemenda í grunnskólum Kópavogs | | 211 | 212 | 215 | 217 | 218 | 219 | 220 | 221 | 222 | 223 | |
|---|---|---|---|---|---|---|---|---|---|---|---|---|
| Börn fædd | Bekkur | Kópavogsskóli | Kársnesskóli | Snælandsskóli | Salaskóli | Smáraskóli | Lindaskóli | Hörðuvallaskóli | Vatnsendaskóli | Álfhólsskóli | Kóraskóli | Samtals |
| 2017 | 1. | 24 | 77 | 45 | 27 | 40 | 50 | 55 | 45 | 57 | | 420 |
| 2016 | 2. | 22 | 71 | 38 | 50 | 44 | 45 | 84 | 53 | 57 | | 464 |
| 2015 | 3. | 52 | 56 | 46 | 53 | 42 | 43 | 75 | 50 | 50 | | 467 |
| 2014 | 4. | 29 | 63 | 57 | 58 | 39 | 31 | 75 | 45 | 62 | | 459 |
| 2013 | 5. | 52 | 69 | 52 | 53 | 48 | 46 | 84 | 52 | 52 | | 508 |
| 2012 | 6. | 45 | 75 | 26 | 45 | 61 | 41 | 87 | 60 | 75 | | 515 |
| 2011 | 7. | 31 | 60 | 50 | 47 | 48 | 45 | 97 | 67 | 50 | | 495 |
| 2010 | 8. | 45 | 61 | 49 | 69 | 50 | 34 | | 68 | 69 | 101 | 546 |
| 2009 | 9. | 42 | 78 | 38 | 67 | 47 | 63 | | 69 | 71 | 77 | 552 |
| 2008 | 10. | 26 | 78 | 55 | 59 | 33 | 54 | | 63 | 52 | 94 | 514 |
| Fjöldi nemenda | | 368 | 688 | 456 | 528 | 452 | 452 | 557 | 572 | 595 | 272 | 4.940 |

Skjal sótt af '0000000000' dags: 26.10 2026

## Þróun nemendafjölda 2003-2024

| | 2014-2015 | 2015-2016 | 2016-2017 | 2017-2018 | 2018-2019 | 2019-2020 | 2020-2021 | 2021-2022 | 2022-2023 | 2023-2024 |
|---|---|---|---|---|---|---|---|---|---|---|
| Kópavogsskóli | 308 | 316 | 329 | 349 | 360 | 368 | 356 | 376 | 354 | 368 |
| Kársnesskóli | 505 | 548 | 568 | 569 | 583 | 595 | 603 | 630 | 657 | 688 |
| Snælandsskóli | 434 | 420 | 433 | 443 | 432 | 451 | 467 | 460 | 458 | 456 |
| Salaskóli | 546 | 553 | 585 | 573 | 589 | 601 | 587 | 586 | 564 | 528 |
| Smáraskóli | 345 | 372 | 389 | 391 | 414 | 422 | 430 | 457 | 473 | 452 |
| Lindaskóli | 497 | 496 | 472 | 482 | 489 | 461 | 459 | 452 | 439 | 452 |
| Hörðuvallaskóli | 699 | 779 | 869 | 904 | 920 | 921 | 889 | 862 | 861 | 557 |
| Vatnsendaskóli | 539 | 550 | 568 | 592 | 613 | 601 | 582 | 576 | 582 | 572 |
| Álfhólsskóli | 677 | 661 | 665 | 636 | 650 | 629 | 612 | 572 | 579 | 595 |
| Hörðuvallaskóli + Kóraskóli | | | | | | | | | 861 | 829 |
| Kóraskóli | | | | | | | | | 272 | 272 |
| **Samtals nemendafjöldi** | **4.550** | **4.695** | **4.878** | **4.939** | **5.050** | **5.049** | **4.985** | **4.971** | **4.967** | **4.940** |
| **Íbúafjöldi í Kópavogi** | 33.095 | 34.105 | 35.234 | 35.246 | 35.970 | 37.843 | 37.937 | 38.950 | 40.235 | 40.833 |
| **%hlf. grunnsk.nem af íbúafj.** | 13,75% | 13,77% | 13,84% | 14,01% | 14,04% | 13,34% | 13,14% | 12,76% | 12,34% | 12,10% |

| | 2004-2005 | 2005-2006 | 2006-2007 | 2007-2008 | 2008-2009 | 2009-2010 | 2010-2011 | 2011-2012 | 2012-2013 | 2013-2014 |
|---|---|---|---|---|---|---|---|---|---|---|
| Kópavogsskóli | 378 | 383 | 355 | 346 | 328 | 315 | 332 | 321 | 318 | 303 |
| Kársnesskóli | 588 | 568 | 504 | 515 | 492 | 492 | 486 | 484 | 490 | 494 |
| Snælandsskóli | 446 | 442 | 442 | 449 | 435 | 424 | 414 | 416 | 419 | 445 |
| Salaskóli | 379 | 412 | 413 | 415 | 414 | 441 | 478 | 483 | 489 | 512 |
| Smáraskóli | 561 | 537 | 489 | 450 | 424 | 401 | 380 | 372 | 367 | 360 |
| Lindaskóli | 597 | 584 | 588 | 575 | 562 | 563 | 565 | 548 | 527 | 482 |
| Hörðuvallaskóli | | | 55 | 218 | 310 | 376 | 457 | 528 | 575 | 638 |
| Vatnsendaskóli | | 117 | 202 | 309 | 317 | 360 | 397 | 426 | 465 | 505 |
| Álfhólsskóli | 884 | 848 | 813 | 818 | 814 | 772 | 735 | 716 | 687 | 701 |
| Hörðuvallaskóli + Kóraskóli | | | | | | | | | | |
| Kóraskóli | | | | | | | | | | |
| **Samtals nemendafjöldi** | **3.833** | **3.891** | **3.861** | **4.095** | **4.096** | **4.144** | **4.244** | **4.294** | **4.337** | **4.440** |
| **Íbúafjöldi í Kópavogi** | 25.784 | 26.468 | 27.536 | 28.561 | 29.957 | 30.314 | 30.697 | 31.139 | 31.676 | 32.303 |
| **%hlf. grunnsk.nem af íbúafj.** | 14,87% | 14,70% | 14,02% | 14,34% | 13,67% | 13,67% | 13,83% | 13,79% | 13,69% | 13,74% |

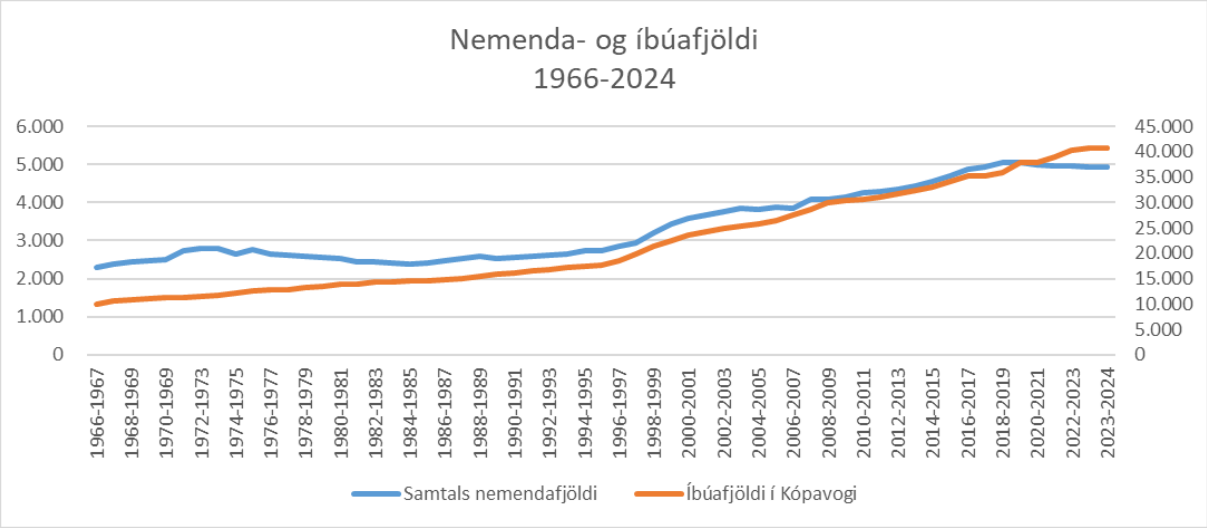


Skjal sótt af '0000000000' dags: 26.10 2026

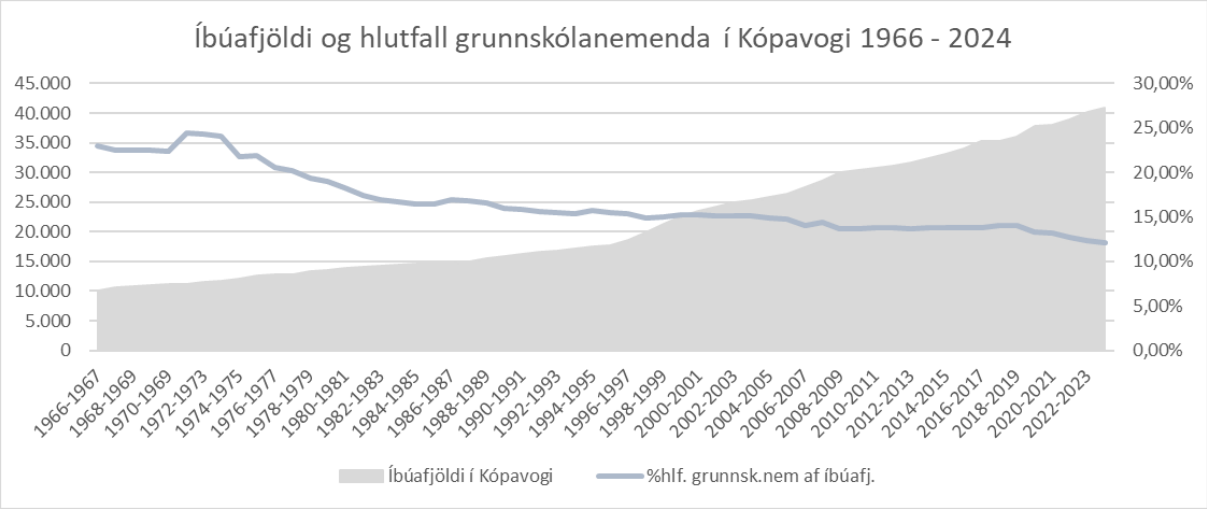


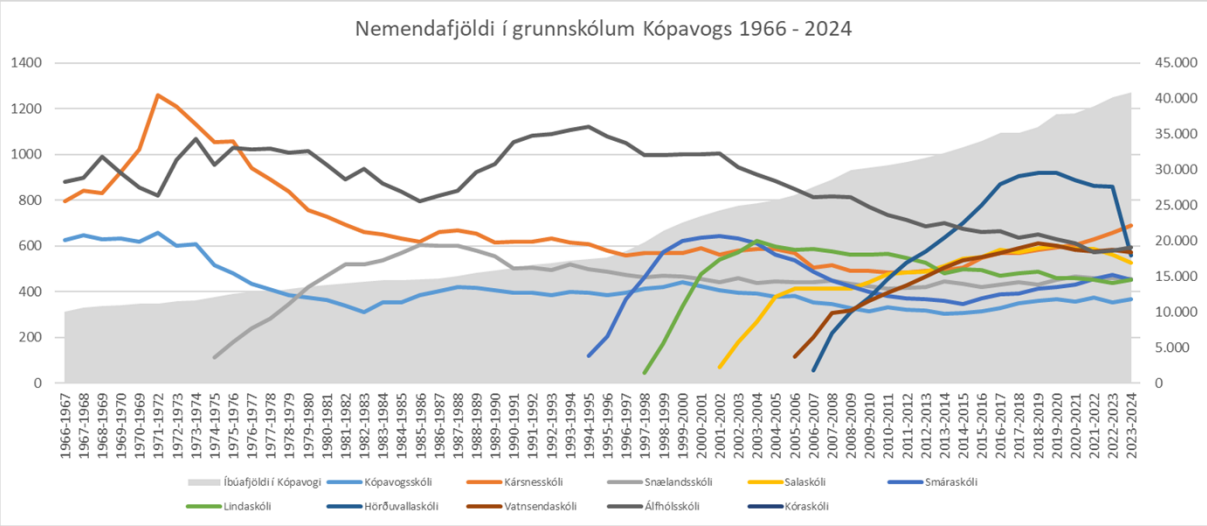


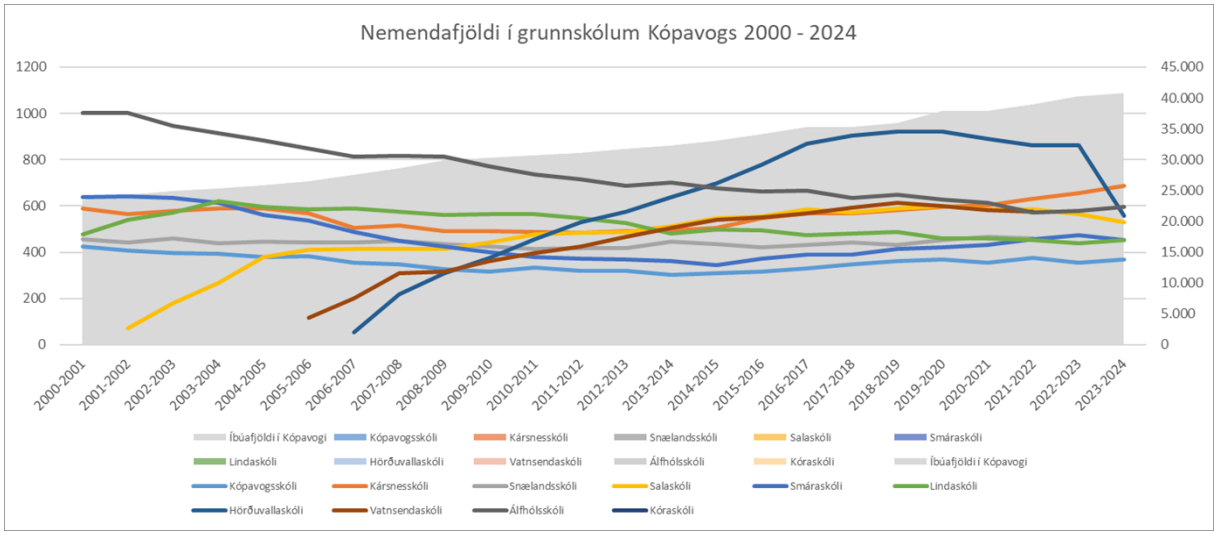


Skjal sótt af '00000000000' dags: 26.10 2026

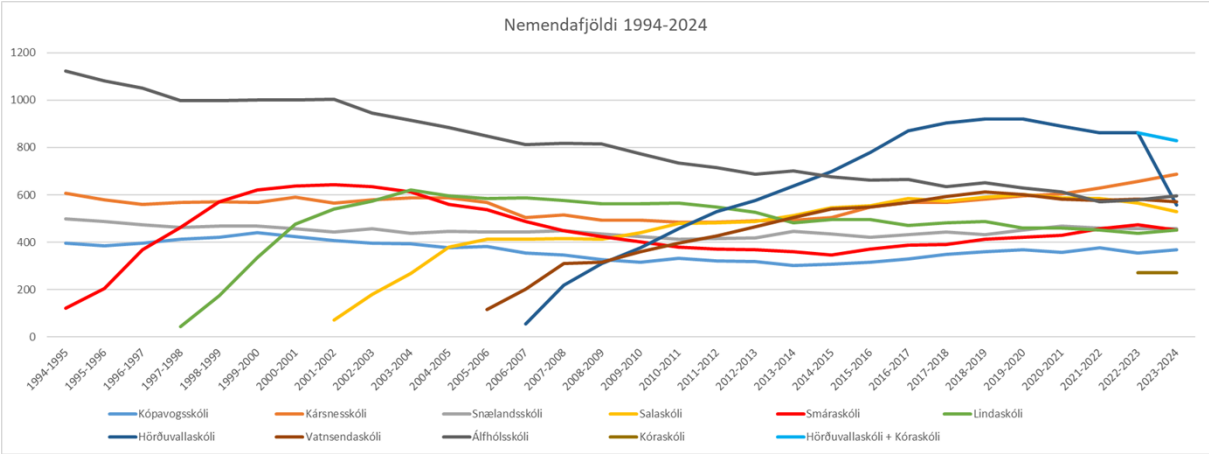


## Fjöldi nemenda með annað móðurmál en íslensku

| | Álfhóls-skóli | Hörðuvall a-skóli | Kársnes-skóli | Kópavogs-skóli | Kóra-skóli | Linda-skóli | Sala-skóli | Smára-skóli | Snælands-skóli | Vatnsenda skóli | Samtals 2024 | Samtals 2023 | Breyting milli 2024 og 2023 |
|---|---|---|---|---|---|---|---|---|---|---|---|---|---|
| Afrísk mál | 2 | 1 | 1 | 3 | | | 1 | | 3 | 2 | **13** | **13** | **0** |
| Albanska | 8 | 2 | 1 | | | 1 | | | 4 | | **16** | **14** | **2** |
| Amharic | 3 | | | | | | | | | | **3** | **3** | **0** |
| Arabíska | 6 | | 5 | 3 | | | 2 | 2 | 2 | 1 | **21** | **21** | **0** |
| Bosníska | 1 | 1 | | | 1 | | | | | | **3** | **3** | **0** |
| Búlgarska | 1 | 2 | 1 | | | | | | 4 | | **8** | **8** | **0** |
| Danska | | 1 | 5 | | 1 | | | 3 | | | **10** | **10** | **0** |
| Eistneska | | | | | | | | | | 2 | **2** | **2** | **0** |
| Enska | 5 | 1 | 20 | 3 | 2 | 2 | | 4 | | 3 | **40** | **40** | **0** |
| Farsí | 1 | | | | | | | | | | **1** | **1** | **0** |
| Filippseysk mál | 2 | 3 | 2 | 1 | | | | 2 | 3 | 1 | **14** | **16** | **-2** |
| Finnska | | | 1 | 1 | | | | | | | **2** | **2** | **0** |
| Franska | 2 | | | | | | | | | | **2** | **2** | **0** |
| Færeyska | 1 | | | | | | | | | | **1** | **1** | **0** |
| Georgíska | 1 | | | 2 | | | | | | | **3** | **3** | **0** |
| Hollenska | | | | 2 | | | | | | | **2** | **2** | **0** |
| Indónesíska | | | | | | 1 | | | | 2 | **3** | **3** | **0** |
| Ítalska | | | | | | | | 1 | | | **1** | **1** | **0** |
| Kínverska | 1 | | 1 | | | | | 1 | 1 | 2 | **6** | **6** | **0** |
| Króatíska | 2 | | | 1 | | | | | 2 | | **5** | **5** | **0** |
| Kúrdíska | 3 | | 1 | 1 | | | | | 1 | | **6** | **4** | **2** |
| Lettneska | 2 | 1 | | | 3 | | | 2 | 3 | 1 | **12** | **11** | **1** |
| Litháíska | 3 | 5 | 6 | 5 | 2 | | 4 | 3 | 6 | 5 | **39** | **37** | **2** |
| Makedónska | | | | | | | | | 2 | | **2** | **2** | **0** |
| Malayalam | 1 | 1 | | | | | | | | | **2** | **2** | **0** |
| Moldóvska | 1 | 1 | | | | | | | | | **2** | **2** | **0** |
| Nepalska | | 3 | | | 1 | | | | | | **4** | **4** | **0** |
| Norska | 1 | | | | | 1 | | | | | **2** | **2** | **0** |
| Ótilgreint | | | | | | | | | 35 | | **35** | **33** | **2** |
| Pastho | 4 | | | | | | | | 1 | | **5** | **5** | **0** |
| Portúgalska | 4 | 1 | 2 | 1 | | | | | 4 | 3 | **15** | **15** | **0** |
| Pólska | 36 | 10 | 27 | 33 | 5 | 6 | 8 | 10 | 25 | 5 | **165** | **160** | **5** |
| Rúmenska | 6 | 1 | 1 | 2 | | | 1 | 4 | 2 | 1 | **18** | **16** | **2** |
| Rússneska | 7 | 2 | 9 | 2 | | 3 | 1 | 1 | 2 | 2 | **29** | **28** | **1** |
| Serbneska | 4 | 2 | | 2 | | 1 | | 2 | | | **11** | **11** | **0** |
| Serbókróatíska | | | | | | 1 | | | | | **1** | **1** | **0** |
| Singhalesíska | | | 2 | | | 1 | | | 1 | | **4** | **3** | **1** |
| Slóvakíska | | | 1 | 1 | | | | | | | **2** | **2** | **0** |
| Slóvenska | | 1 | | | | | | | | | **1** | **1** | **0** |
| Somali | | | | 1 | | | | | | | **1** | **1** | **0** |
| Spænska | 21 | 3 | 20 | 3 | | | 1 | 2 | 1 | | **51** | **55** | **-4** |
| Sænska | | | 1 | 1 | | | | | | | **2** | **2** | **0** |
| Taílenska | 8 | | 3 | 1 | | 1 | 3 | 2 | | 1 | **19** | **21** | **-2** |
| Táknmál | | | 2 | | | | | | | | **2** | **2** | **0** |
| Tékkneska | | | 2 | 2 | | | | | | | **4** | **3** | **1** |
| Tyrkneska | | | 1 | 3 | | | | | | | **4** | **2** | **2** |
| Ungverska | 1 | | | | | | 2 | | | | **3** | **4** | **-1** |
| Úkraínska | 4 | 1 | 3 | 6 | 1 | | | 1 | 6 | 1 | **23** | **23** | **0** |
| Víetnamska | 12 | 2 | 1 | 16 | | 2 | 4 | 11 | 9 | 1 | **58** | **45** | **13** |
| Þýska | | | 3 | 1 | | 1 | | | 1 | | **6** | **4** | **2** |
| **Samtals** | **154** | **45** | **122** | **97** | **16** | **21** | **27** | **51** | **118** | **33** | **684** | **657** | **27** |

Skjal sótt af '0000000000' dags: 26.10 2026

**Fjöldi nemenda eftir kynjum**

| | Fjöldi | KK | KVK | KK | KVK |
|---|---|---|---|---|---|
| Álfhólsskóli | 595 | 323 | 272 | 54% | 46% |
| Hörðuvallaskóli | 557 | 280 | 277 | 50% | 50% |
| Kársnesskóli | 688 | 356 | 332 | 52% | 48% |
| Kópavogsskóli | 368 | 203 | 165 | 55% | 45% |
| Lindaskóli | 452 | 246 | 206 | 55% | 45% |
| Salaskóli | 528 | 280 | 248 | 53% | 47% |
| Smáraskóli | 452 | 220 | 232 | 49% | 51% |
| Snælandsskóli | 456 | 231 | 225 | 51% | 49% |
| Vatnsendaskóli | 572 | 310 | 262 | 54% | 46% |
| Kóraskóli | 272 | 152 | 120 | 56% | 44% |
| **Samtals** | **4940** | **2601** | **2339** | 44% | 56% |

**Stærð skóla í fermetrum**

| | Kópavogsskóli | Kársnesskóli | Snælandsskóli | Salaskóli | Smáraskóli | Lindaskóli | Hörðuvallaskóli | Vatnsendaskóli | Álfhólsskóli | Kóraskóli | Samtals | |
|---|---|---|---|---|---|---|---|---|---|---|---|---|
| Fermetrafjöldi | 4.664 | 7.595 | 6.105 | 6.199 | 5.403 | 6.471 | 7.525 | 6.678 | 9.593 | 3.203 | 63.437 | $m^2$ |

**Nemendur í einkaskólum, sérskólum og grunnskólum utan lögheimilissveitarfélags**

| | Fjöldi nemenda |
|---|---|
| **Nemendur í einkareknum grunnskólum** | ***122*** |
| Barnaskóli Hjallastefnunnar í Reykjavík | 11 |
| Landakotsskóli | 6 |
| Skóli Ísaks Jónssonar | 24 |
| Suðurhlíðarskóli | 11 |
| Tjarnarskóli | 9 |
| Waldorfskólinn Sólstafir | 6 |
| Alþjóðaskólinn í Garðabæ | 19 |
| Barnaskóli Hjallastefnunnar í Garðabæ | 9 |
| Framsýn-menntun Hafnarfirði | 16 |
| Waldorfskólinn Lækjarbotnum Kópavogi | 11 |
| **Nemendur í sérskólum:** | **22** |
| Arnarskóli | 6 |
| Brúarskóli | 0 |
| Klettaskóli | 16 |
| **Nemendur í grunnsk. Utan lögh. Sv. Félags** | **334** |
| Nemendur í grunnskólum utan Kóp | 228 |
| Nemendur í grunnskólum í Kóp | 106 |
| **Samtals** | **478** |

Skjal sótt af '0000000000' dags: 26.10 2026

## MÖTUNEYTI

**Fjöldi nemenda í áskrift í mötuneyti 2023-2024**

| | sep | okt | nóv | des | jan | feb | mar | apr | maí |
|---|---|---|---|---|---|---|---|---|---|
| Álfhólsskóli | 520 | 513 | 509 | 502 | 504 | 503 | 501 | 501 | 494 |
| Hörðuvallaskóli | 527 | 527 | 533 | 530 | 529 | 522 | 517 | 518 | 516 |
| Kársnesskóli | 629 | 625 | 626 | 619 | 618 | 609 | 607 | 607 | 605 |
| Kópavogsskóli | 327 | 318 | 311 | 306 | 305 | 301 | 298 | 300 | 299 |
| Kóraskóli | 214 | 212 | 210 | 207 | 210 | 214 | 212 | 211 | 209 |
| Lindaskóli | 443 | 442 | 439 | 438 | 444 | 441 | 441 | 443 | 442 |
| Salaskóli | 505 | 503 | 503 | 502 | 501 | 497 | 497 | 492 | 491 |
| Smáraskóli | 362 | 362 | 365 | 370 | 369 | 373 | 372 | 372 | 394 |
| Snælandsskóli | 421 | 405 | 402 | 395 | 395 | 399 | 397 | 401 | 400 |
| Vatnsendaskóli | 488 | 483 | 481 | 477 | 481 | 483 | 479 | 478 | 475 |
| **Samtals** | 4.436 | 4.390 | 4.379 | 4.346 | 4.356 | 4.342 | 4.321 | 4.323 | 4.325 |

**Hlutfall nemenda í áskrift í mötuneyti**

| | sep | okt | nóv | des | jan | feb | mar | apr | maí | Fjöldi nemenda |
|---|---|---|---|---|---|---|---|---|---|---|
| Álfhólsskóli | 87% | 86% | 86% | 84% | 85% | 85% | 84% | 84% | 83% | 595 |
| Hörðuvallaskóli | 95% | 95% | 96% | 95% | 95% | 94% | 93% | 93% | 93% | 557 |
| Kársnesskóli | 91% | 91% | 91% | 90% | 90% | 89% | 88% | 88% | 88% | 688 |
| Kópavogsskóli | 89% | 86% | 85% | 83% | 83% | 82% | 81% | 82% | 81% | 368 |
| Kóraskóli | 79% | 78% | 77% | 76% | 77% | 79% | 78% | 78% | 77% | 272 |
| Lindaskóli | 98% | 98% | 97% | 97% | 98% | 98% | 98% | 98% | 98% | 452 |
| Salaskóli | 96% | 95% | 95% | 95% | 95% | 94% | 94% | 93% | 93% | 528 |
| Smáraskóli | 80% | 80% | 81% | 82% | 82% | 83% | 82% | 82% | 87% | 452 |
| Snælandsskóli | 92% | 89% | 88% | 87% | 87% | 88% | 87% | 88% | 88% | 456 |
| Vatnsendaskóli | 85% | 84% | 84% | 83% | 84% | 84% | 84% | 84% | 83% | 572 |
| **Samtals** | **89%** | **88%** | **88%** | **87%** | **88%** | **87%** | **87%** | **87%** | **87%** | **4940** |

**Þróun nemenda í áskrift í mötuneyti**

| | 2023-2024 | 2022-2023 | 2021-2022 | 2020-2021 | 2019-2020 |
|---|---|---|---|---|---|
| Álfhólsskóli | 85% | 89% | 89% | 88% | 85% |
| Hörðuvallaskóli | 94% | 91% | 85% | 91% | 84% |
| Kársnesskóli | 90% | 90% | 89% | 90% | 90% |
| Kópavogsskóli | 83% | 85% | 79% | 80% | 67% |
| Kóraskóli | 78% | | | | |
| Lindaskóli | 98% | 97% | 93% | 95% | 93% |
| Salaskóli | 95% | 92% | 92% | 89% | 90% |
| Smáraskóli | 82% | 82% | 77% | 87% | 74% |
| Snælandsskóli | 88% | 90% | 88% | 91% | 89% |
| Vatnsendaskóli | 84% | 86% | 79% | 85% | 90% |
| **Samtals** | 88% | 89% | 86% | 88% | 85% |

Skjal sótt af '0000000000' dags: 26.10 2026

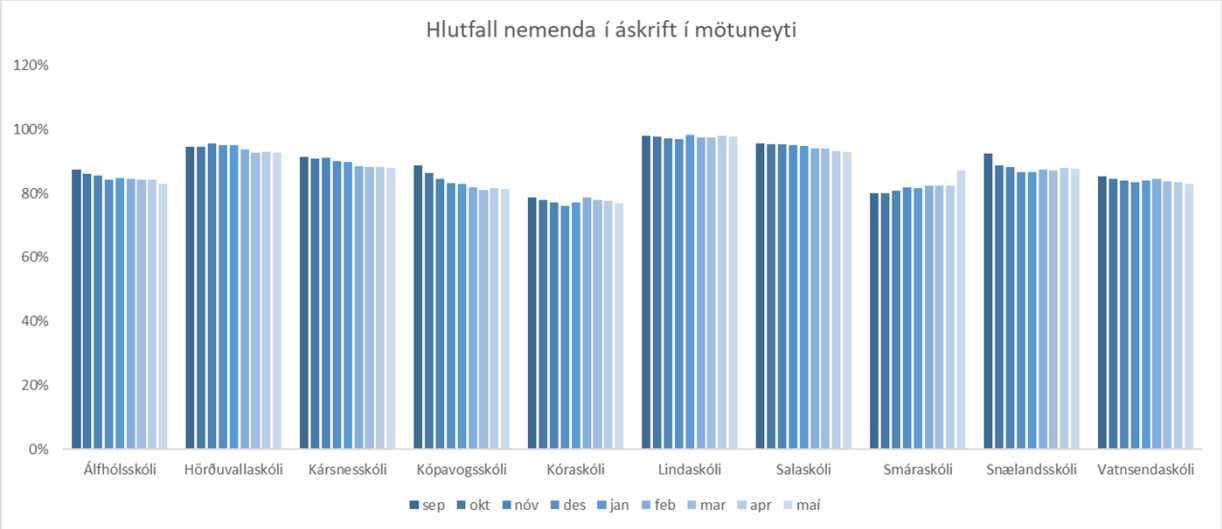


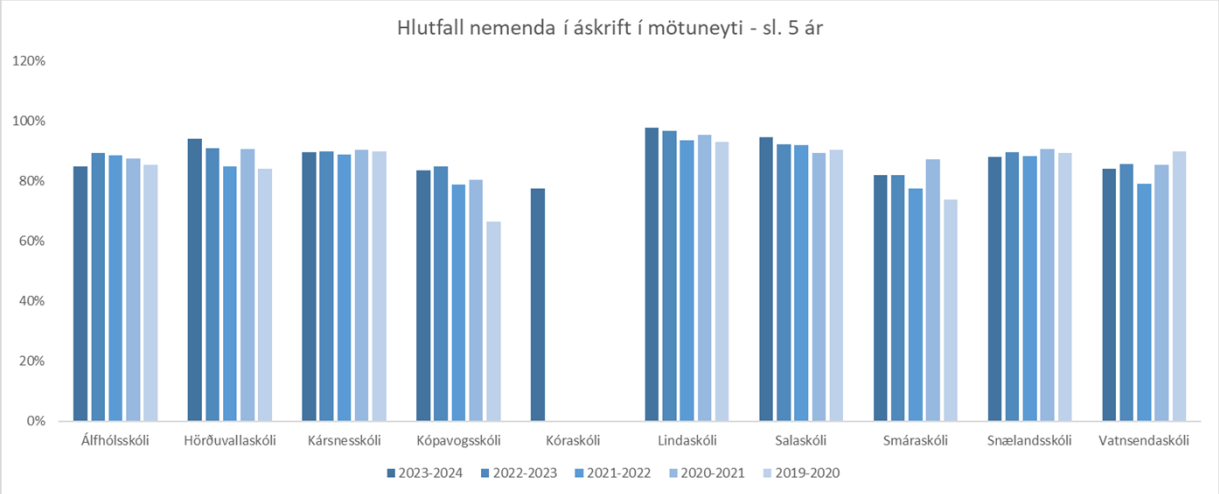


Skjal sótt af '0000000000' dags: 26.10 2026

## FRÍSTUND

**Fjöldi nemenda í frístund 2023-2024**

| Fjöldi í frístund | 1. bekkur | 2. bekkur | 3. bekkur | 4. bekkur | Alls |
|---|---|---|---|---|---|
| september | 401 | 446 | 362 | 83 | 1.292 |
| október | 402 | 450 | 367 | 81 | 1.300 |
| nóvember | 403 | 452 | 372 | 76 | 1.303 |
| desember | 404 | 451 | 365 | 73 | 1.293 |
| janúar | 405 | 451 | 366 | 70 | 1.292 |
| febrúar | 401 | 448 | 357 | 59 | 1.265 |
| mars | 403 | 444 | 354 | 55 | 1.256 |
| apríl | 403 | 442 | 345 | 51 | 1.241 |
| maí | 403 | 439 | 336 | 50 | 1.228 |

| | | | | | |
|---|---|---|---|---|---|
| **Fjöldi nemenda** | **420** | **464** | **467** | **459** | **1810** |

| Hlutfall í frístund | 1. bekkur | 2. bekkur | 3. bekkur | 4. bekkur | Alls |
|---|---|---|---|---|---|
| september | 95% | 96% | 78% | 18% | 72% |
| október | 96% | 97% | 79% | 18% | 72% |
| nóvember | 96% | 97% | 80% | 17% | 72% |
| desember | 96% | 97% | 78% | 16% | 72% |
| janúar | 96% | 97% | 78% | 15% | 72% |
| febrúar | 95% | 97% | 76% | 13% | 70% |
| mars | 96% | 96% | 76% | 12% | 70% |
| apríl | 96% | 95% | 74% | 11% | 69% |
| maí | 96% | 95% | 72% | 11% | 68% |

| Hlutfall í frístund | 1. bekkur | 2. bekkur | 3. bekkur | 4. bekkur | Alls |
|---|---|---|---|---|---|
| 2023-2024 | 96% | 96% | 77% | 14% | 71% |
| 2022-2023 | 97% | 88% | 72% | 20% | 69% |
| 2021-2022 | 96% | 97% | 77% | 15% | 71% |
| 2020-2021 | 95% | 89% | 65% | 18% | 67% |

Skjal sótt af '0000000000' dags: 26.10 2026

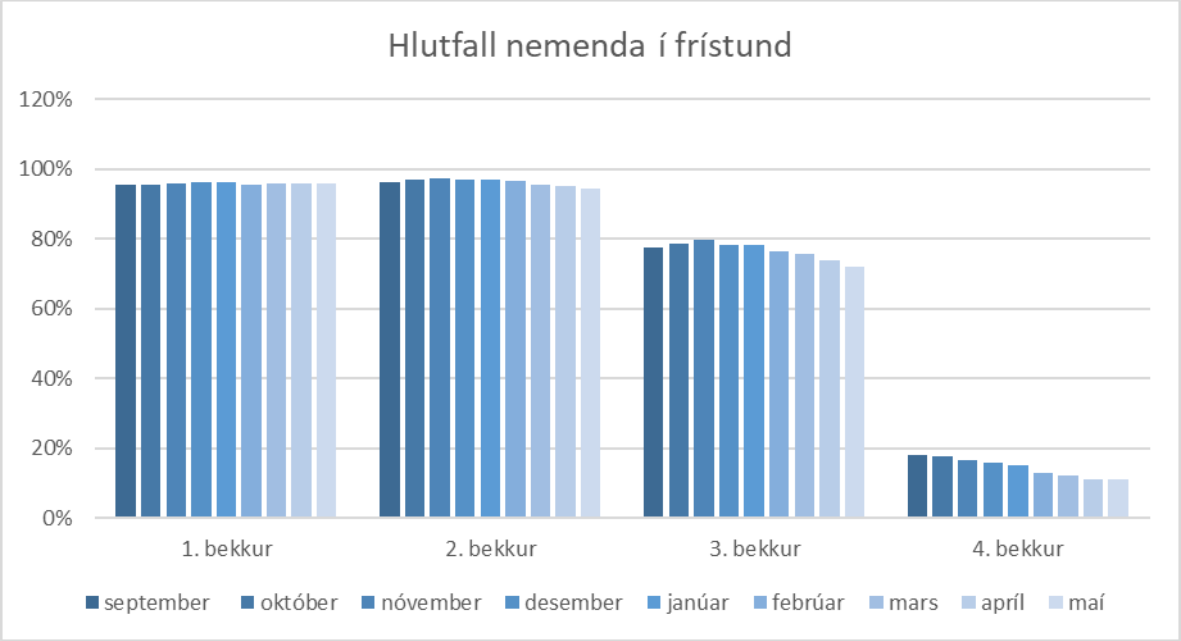


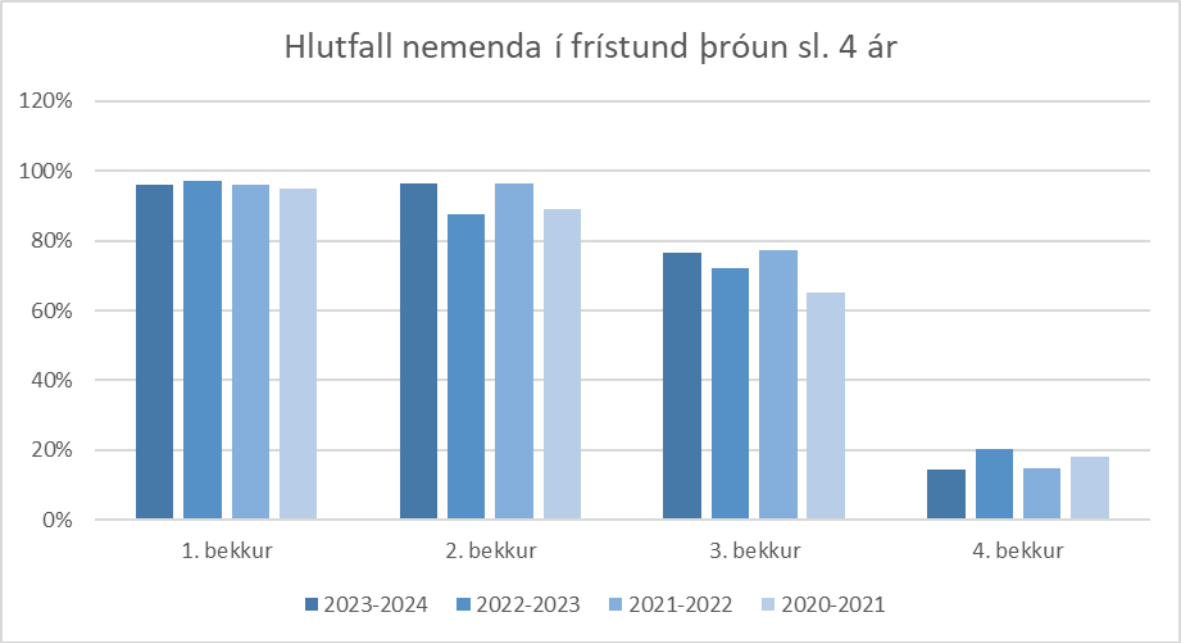


Skjal sótt af '0000000000' dags: 26.10 2026

## Hlutfall nemenda eftir vistunartíma

**M.v. viku í janúar 2024**

| Tími | Álfhólsskóli | Hörðuvallaskóli | Kársnesskóli | Kópavogsskóli | Lindaskóli | Salaskóli | Smáraskóli | Snælandsskóli | Vatnsendaskóli | Alls |
|---|---|---|---|---|---|---|---|---|---|---|
| Til 14:00 | 100% | 100% | 100% | 100% | 100% | 100% | 100% | 100% | 100% | 100% |
| Til 14:30 | 96% | 94% | 91% | 93% | 99% | 95% | 98% | 96% | 94% | 95% |
| Til 15:00 | 92% | 92% | 86% | 90% | 85% | 85% | 94% | 93% | 90% | 90% |
| Til 15:30 | 71% | 74% | 67% | 72% | 77% | 72% | 87% | 77% | 59% | 73% |
| Til 16:00 | 64% | 67% | 60% | 65% | 57% | 66% | 72% | 70% | 53% | 64% |
| Til 16:30 | 35% | 23% | 25% | 16% | 23% | 19% | 27% | 27% | 16% | 23% |

| Tími | Álfhólsskóli | Hörðuvallaskóli | Kársnesskóli | Kópavogsskóli | Lindaskóli | Salaskóli | Smáraskóli | Snælandsskóli | Vatnsendaskóli | Alls |
|---|---|---|---|---|---|---|---|---|---|---|
| Til 14:00 | 138 | 167 | 180 | 93 | 131 | 118 | 113 | 123 | 135 | 1199 |
| Til 14:30 | 132 | 158 | 164 | 86 | 130 | 113 | 111 | 118 | 127 | 1139 |
| Til 15:00 | 127 | 153 | 154 | 84 | 111 | 101 | 106 | 115 | 122 | 1074 |
| Til 15:30 | 98 | 123 | 121 | 67 | 101 | 85 | 99 | 95 | 80 | 870 |
| Til 16:00 | 88 | 112 | 108 | 61 | 75 | 78 | 82 | 87 | 72 | 762 |
| Til 16:30 | 48 | 38 | 46 | 15 | 30 | 23 | 30 | 33 | 22 | 285 |
| Til 17:00 | 0 | 0 | 0 | 0 | 0 | 0 | 0 | 0 | 0 | 0 |

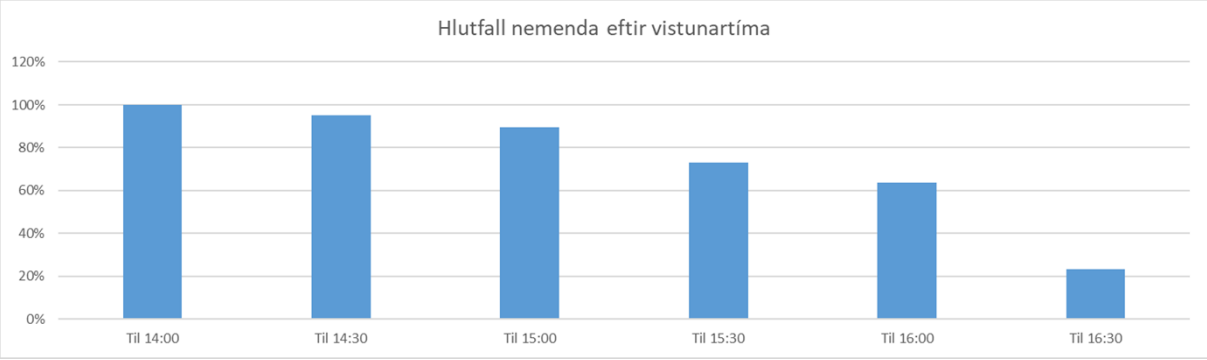


## Nánari sundurliðun á skóla:

**2023 okt**

| Frístund | 1. bekkur | 2. bekkur | 3. bekkur | 4. bekkur | Alls | 1. bekkur | 2. bekkur | 3. bekkur | 4. bekkur |
|---|---|---|---|---|---|---|---|---|---|
| Álfhóll - Álfhólsskóli | 47 | 54 | 36 | 17 | **154** | 82% | 95% | 72% | 27% |
| Demantabær - Lindaskóli | 49 | 44 | 36 | 8 | **137** | 98% | 98% | 84% | 26% |
| Drekaheimar - Smáraskóli | 39 | 44 | 35 | 1 | **119** | 98% | 100% | 83% | 3% |
| Hörðuheimar - Hörðuvallaskóli | 54 | 80 | 47 | 5 | **186** | 98% | 95% | 63% | 7% |
| Krakkaland - Snælandsskóli | 44 | 38 | 39 | 8 | **129** | 98% | 100% | 85% | 14% |
| Salaskóli | 29 | 48 | 38 | 14 | **129** | 100% | 96% | 72% | 24% |
| Stjarnan - Kópavogsskóli | 24 | 20 | 45 | 11 | **100** | 100% | 91% | 87% | 38% |
| Stjörnuheimar - Vatnsendaskóli | 43 | 51 | 46 | 7 | **147** | 96% | 96% | 92% | 16% |
| Vinahóll - Kársnesskóli | 73 | 71 | 45 | 10 | **199** | 95% | 100% | 80% | 16% |
| **Samtals** | **402** | **450** | **367** | **81** | **1.300** | 96% | 97% | 79% | 18% |

**2024 jan**

| Frístund | 1. bekkur | 2. bekkur | 3. bekkur | 4. bekkur | Alls | 1. bekkur | 2. bekkur | 3. bekkur | 4. bekkur |
|---|---|---|---|---|---|---|---|---|---|
| Álfhóll - Álfhólsskóli | 50 | 53 | 36 | 15 | **154** | 88% | 93% | 72% | 24% |
| Demantabær - Lindaskóli | 49 | 45 | 38 | 5 | **137** | 98% | 100% | 88% | 16% |
| Drekaheimar - Smáraskóli | 39 | 46 | 36 | 2 | **123** | 98% | 100% | 86% | 5% |
| Hörðuheimar - Hörðuvallaskóli | 56 | 78 | 44 | 5 | **183** | 100% | 93% | 59% | 7% |
| Krakkaland - Snælandsskóli | 44 | 37 | 41 | 8 | **130** | 98% | 97% | 89% | 14% |
| Salaskóli | 28 | 49 | 37 | 11 | **125** | 100% | 98% | 70% | 19% |
| Stjarnan - Kópavogsskóli | 24 | 22 | 46 | 9 | **101** | 100% | 100% | 88% | 31% |
| Stjörnuheimar - Vatnsendaskóli | 44 | 51 | 43 | 6 | **144** | 98% | 96% | 86% | 13% |
| Vinahóll - Kársnesskóli | 71 | 70 | 45 | 9 | **195** | 92% | 99% | 80% | 14% |
| **Samtals** | **405** | **451** | **366** | **70** | **1.292** | 96% | 97% | 78% | 15% |

Skjal sótt af '0000000000' dags: 26.10.2026

**2024 maí**

| Frístund | 1. bekkur | 2. bekkur | 3. bekkur | 4. bekkur | Alls | 1. bekkur | 2. bekkur | 3. bekkur | 4. bekkur |
|---|---|---|---|---|---|---|---|---|---|
| Álfhóll - Álfhólsskóli | 46 | 51 | 35 | 13 | **145** | 81% | 89% | 70% | 21% |
| Demantabær - Lindaskóli | 50 | 45 | 40 | 1 | **136** | 100% | 100% | 93% | 3% |
| Drekaheimar - Smáraskóli | 38 | 46 | 31 | | **115** | 95% | 100% | 74% | 0% |
| Hörðuheimar - Hörðuvallaskóli | 57 | 70 | 34 | 5 | **166** | 100% | 83% | 45% | 7% |
| Krakkaland - Snælandsskóli | 44 | 37 | 42 | 6 | **129** | 98% | 97% | 91% | 11% |
| Salaskóli | 29 | 49 | 29 | 11 | **118** | 100% | 98% | 55% | 19% |
| Stjarnan - Kópavogsskóli | 25 | 22 | 44 | 3 | **94** | 100% | 100% | 85% | 10% |
| Stjörnuheimar - Vatnsendaskóli | 44 | 49 | 40 | 5 | **138** | 98% | 92% | 80% | 11% |
| Vinahóll - Kársnesskóli | 70 | 70 | 41 | 6 | **187** | 91% | 99% | 73% | 10% |
| **Samtals** | **403** | **439** | **336** | **50** | **1.228** | 96% | 95% | 72% | 11% |

**Fjöldi barna í frístundaklúbbnum Hrafninum frá 2023-2024 eftir fæðingarár**

| | Fæðingarár | | | | |
|---|---|---|---|---|---|
| Mánuður í dvöl | 2010 | 2011 | 2012 | 2013 | Samtals |
| sep.23 | 1 | 6 | 3 | 2 | 12 |
| okt.23 | 1 | 6 | 3 | 2 | 12 |
| nóv.23 | 1 | 6 | 3 | 2 | 12 |
| des.23 | 1 | 7 | 3 | 2 | 13 |
| jan.24 | 1 | 7 | 3 | 2 | 13 |
| feb.24 | 1 | 7 | 3 | 2 | 13 |
| mar.24 | 1 | 7 | 3 | 2 | 13 |
| apr.24 | 1 | 7 | 3 | 2 | 13 |
| maí.24 | 1 | 7 | 3 | 2 | 13 |

**Fjöldi barna í sumardvöl í frístund (ágúst opnun í frístund fyrir verðandi 6 ára bekk í skólabyrjun)**

| Skóli | 12. - 16. ágúst | 19. - 22. ágúst | Fj. Nem. | Hlutfall |
|---|---|---|---|---|
| Álfhólsskóli | 42 | 46 | 55 | 84% |
| Hörðuvallaskóli | 65 | 73 | 78 | 94% |
| Kársnesskóli | 55 | 58 | 57 | 100% |
| Kópavogsskóli | 31 | 38 | 41 | 93% |
| Lindaskóli | 37 | 39 | 41 | 95% |
| Salaskóli | 32 | 36 | 38 | 95% |
| Smáraskóli | 37 | 40 | 43 | 93% |
| Snælandsskóli | 42 | 48 | 52 | 92% |
| Vatnsendaskóli | 42 | 44 | 48 | 92% |

Skjal sótt af '0000000000' dags: 26.10 2026

# SKÓLAHLJÓMSVEIT OG TÓNLISTARSKÓLAR

## Fjárhagsáætlun Skólahljómsveit Kópavogs

| | 2019 | 2020 | 2021 | 2022 | 2023 |
|---|---|---|---|---|---|
| Skólahljómsveit Kópavogs | 104.125.781 | 106.147.092 | 132.426.812 | 139.253.974 | 147.249.325 |
| Án leigugreiðslur | 104.125.781 | 106.147.092 | 110.819.266 | 116.717.303 | 122.571.670 |

## Fjöldi nemenda eftir aldur

| Aldur | 2015-2016 | 2016-2017 | 2017-2018 | 2018-2019 | 2019-2020 | 2020-2021 | 2021-2022 | 2022-2023 | 2023-2024 |
|---|---|---|---|---|---|---|---|---|---|
| 6 ára | 0 | 0 | 0 | 0 | 0 | 0 | 0 | 0 | 0 |
| 7 ára | 0 | 0 | 0 | 0 | 0 | 0 | 0 | 0 | 0 |
| 8 ára | 0 | 0 | 1 | 2 | 0 | 0 | 0 | 0 | 0 |
| 9 ára | 42 | 38 | 42 | 31 | 46 | 23 | 44 | 49 | 44 |
| 10 ára | 32 | 34 | 36 | 38 | 26 | 42 | 22 | 39 | 42 |
| 11 ára | 24 | 25 | 29 | 29 | 29 | 21 | 28 | 21 | 34 |
| 12 ára | 22 | 23 | 23 | 23 | 25 | 24 | 19 | 22 | 19 |
| 13 ára | 16 | 21 | 16 | 21 | 22 | 19 | 19 | 14 | 17 |
| 14 ára | 22 | 15 | 17 | 16 | 18 | 17 | 13 | 16 | 17 |
| 15 ára | 8 | 23 | 12 | 14 | 11 | 14 | 13 | 13 | 17 |
| 16 ára | 5 | 4 | 4 | 7 | 7 | 9 | 11 | 9 | 5 |
| 17 ára | 0 | 5 | 0 | 2 | 5 | 4 | 7 | 8 | 7 |
| 18 ára | 1 | 0 | 4 | 0 | 2 | 2 | 1 | 6 | 8 |
| 19 ára | 1 | 1 | 0 | 1 | 0 | 0 | 0 | 0 | 2 |
| Samtals skráðir | 173 | 189 | 184 | 184 | 191 | 175 | 177 | 197 | 212 |
| Hættu yfir önn | 22 | 31 | 27 | 29 | 37 | 34 | 48 | 44 | Óþekkt |
| **Samtals** | **195** | **220** | **211** | **213** | **228** | **209** | **225** | **241** | **212** |
| Brottfalls hlutfall | 11% | 14% | 13% | 14% | 16% | 16% | 21% | 18% | |

## Fjöldi nemenda í hljóðfæranámi skipt eftir hljóðfærum (nemendur við nám í lok starfsárs)

| | 2022 | 2023 |
|---|---|---|
| Altsaxófónn | 14 | 14 |
| Baritónhorn | 4 | 4 |
| Básúna | 13 | 11 |
| Flauta | 32 | 30 |
| Horn | 10 | 8 |
| Klarínetta | 39 | 39 |
| Rafbassi | 7 | 7 |
| Slagverk | 22 | 23 |
| Tenórsaxófónn | 4 | 3 |
| Trompet/kornett | 24 | 22 |
| Túba | 3 | 2 |
| Samspil | 36 | 38 |
| Heildarfjöldi í námi | 208 | 201 |

Skjal sótt af '0000000000' dags: 26.10.2026

**Skipting milli skóla (allir nemendur sem hófu nám á vetrinum):**

| | 2022 | 2023 |
|---|---|---|
| Álfhólsskóli | 22% | 21% |
| Hörðuvalla-/Kóraskóli | 5% | 6% |
| Kársnesskóli | 14% | 12% |
| Kópavogsskóli | 6% | 8% |
| Lindaskóli | 7% | 8% |
| Salaskóli | 6% | 4% |
| Smáraskóli | 5% | 5% |
| Snælandsskóli | 17% | 15% |
| Vatnsendaskóli | 5% | 5% |
| Waldorfskólinn | 1% | 1% |
| Óstaðsett | 0% | 1% |
| Framhaldsskólar | 12% | 12% |
| Samtals | 100% | 100% |

| | 2022 | 2023 |
|---|---|---|
| 201 | 28% | 30% |
| 200 | 59% | 56% |
| Annað | 13% | 14% |
| Samtals | 100% | 100% |

**Nemendur sem tóku grunn-eða framhaldspróf á vetrinum skiptust þannig:**

| | 2022 | 2023 |
|---|---|---|
| Grunnpróf hljóðfæri | 16 | 17 |
| Grunnpróf tónfræði | 19 | 9 |

| | | |
|---|---|---|
| Mið próf hljóðfæri | 2 | 4 |
| Miðpróf tónfræði | 2 | 6 |

Skjal sótt af '0000000000' dags: 26.10 2026

# FÉLAGSMIÐSTÖÐVAR

## STARFSMENN OG STÖÐUGILDI

| | Jún 2023 | | Jún 2024 | |
|---|---|---|---|---|
| | Stöðugildi | Starfsmenn | Stöðugildi | Starfsmenn |
| Frístundadeild | 40,6 | 88 | 40,5 | 90 |

| | Jún 2023 | Jún 2024 |
|---|---|---|
| | Meðal aldur | Meðal aldur |
| Frístundadeild | 28 | 28 |

## FJÁRHAGSÁÆTLUN

| | 2024 | 2023 | 2022 | 2021 | 2020 |
|---|---|---|---|---|---|
| 06-311-Ekkó félagsmiðstöð | 49.288.411 | 43.935.303 | 32.957.988 | 29.369.831 | 23.837.311 |
| 06-312-Igló félagsmiðstöð | 38.137.533 | 33.073.561 | 30.406.701 | 26.071.947 | 20.355.680 |
| 06-313-Pegasus félagsmiðstöð | 53.381.137 | 48.341.870 | 42.369.846 | 37.345.882 | 32.782.890 |
| 06-314-Kjarninn félagsmiðstöð | 48.740.328 | 34.961.560 | 31.029.302 | 26.778.911 | 21.693.317 |
| 06-316-Þeba félagsmiðstöð | 42.115.168 | 35.262.826 | 32.413.460 | 28.107.499 | 21.477.337 |
| 06-317-Jemen félagsmiðstöð | 39.565.581 | 36.321.038 | 43.506.389 | 28.290.312 | 24.462.359 |
| 06-318-Fönix félagsmiðstöð | 49.476.628 | 42.262.992 | 38.625.286 | 32.973.918 | 27.527.129 |
| 06-319-Dimma félagsmiðstöð | 47.883.890 | 38.694.086 | 33.508.835 | 30.733.114 | 25.319.903 |
| 06-320-Kúlan félagsmiðstöð | 54.778.374 | 47.077.980 | 44.391.965 | 38.658.494 | 33.059.840 |
| 06-350-Ungmennahúsið Molinn | 56.575.701 | 52.935.256 | 50.763.709 | 48.346.131 | 45.602.287 |
| Samtals | **479.942.751** | **412.866.472** | **379.973.481** | **326.676.038** | **276.118.053** |

## Fjöldi heimsókna í félagsmiðstöðvar unglinga og Molann skólaárið 2023-2024

| | 2023-9 | 2023-10 | 2023-11 | 2023-12 | 2024-1 | 2024-2 | 2024-3 | 2024-4 | 2024-5 | Samtals |
|---|---|---|---|---|---|---|---|---|---|---|
| Félagsmiðstöð - Dimma | 1.972 | 1.771 | 1.264 | 1.076 | 1.003 | 1.299 | 1.065 | 1.116 | 855 | **11.421** |
| Félagsmiðstöð - Ekkó | 1.251 | 1.031 | 980 | 981 | 1.198 | 1.110 | 1.104 | 1.068 | 847 | **9.570** |
| Félagsmiðstöð - Fönix | 1.278 | 998 | 1.386 | 889 | 894 | 697 | 973 | 794 | 1.197 | **9.106** |
| Félagsmiðstöð - Igló | 1.056 | 943 | 842 | 639 | 862 | 731 | - | 748 | 619 | **6.440** |
| Félagsmiðstöð - Jemen | 1.104 | 1.123 | 1.057 | 701 | 872 | 796 | 783 | 843 | 726 | **8.005** |
| Félagsmiðstöð - Kjarninn | - | - | - | - | - | - | - | - | - | **-** |
| Félagsmiðstöð - Kúlan | 1.542 | 1.728 | 1.478 | 1.109 | 1.228 | 1.315 | - | 1.156 | 721 | **10.277** |
| Félagsmiðstöð - Pegasus | 1.409 | 1.250 | 1.006 | 922 | 1.201 | 1.263 | 993 | 1.306 | 1.068 | **10.418** |
| Félagsmiðstöð - Þeba | 1.205 | 1.325 | 1.350 | 741 | 1.148 | 1.236 | 852 | - | - | **7.857** |
| Molinn | 230 | 138 | 620 | 397 | 873 | 964 | 350 | 407 | 400 | **4.379** |
| **Samtals** | **11.047** | **10.307** | **9.983** | **7.455** | **9.279** | **9.411** | **6.120** | **7.438** | **6.433** | **77.473** |

# ÍBÚAÞRÓUN

## Fjöldi íbúa í Kópavogi (ágúst 2024) eftir fæðingarári og skólahverfi

| Aldur | Álfhólsskóli | Hörðuvalla /Kóraskóli | Kársnesskóli | Kópavogsskóli | Lindaskóli | Salaskóli | Smáraskóli | Snælandsskóli | Vatnsendaskóli | Utan Skólahverfis | Samtals |
|---|---|---|---|---|---|---|---|---|---|---|---|
| 100-109 | 1 | | 1 | 3 | | 1 | 1 | | 1 | | **8** |
| 90-99 | 23 | 3 | 63 | 37 | 17 | 17 | 50 | 17 | 52 | | **279** |
| 80-89 | 121 | 71 | 254 | 116 | 70 | 219 | 199 | 128 | 187 | 1 | **1.366** |
| 70-79 | 407 | 253 | 570 | 269 | 249 | 353 | 347 | 381 | 412 | 9 | **3.250** |
| 60-69 | 702 | 359 | 824 | 475 | 387 | 288 | 471 | 351 | 371 | 29 | **4.257** |
| 50-59 | 840 | 580 | 755 | 590 | 453 | 427 | 392 | 327 | 504 | 71 | **4.939** |
| 40-49 | 972 | 821 | 864 | 679 | 423 | 422 | 492 | 417 | 535 | 105 | **5.730** |
| 30-39 | 1.017 | 709 | 1.057 | 789 | 470 | 369 | 631 | 460 | 402 | 106 | **6.010** |
| 20-29 | 962 | 605 | 900 | 703 | 494 | 393 | 555 | 388 | 441 | 95 | **5.536** |
| 10-19 | 811 | 895 | 733 | 446 | 462 | 475 | 477 | 356 | 633 | 20 | **5.308** |
| 0-9 | 672 | 747 | 766 | 388 | 432 | 373 | 477 | 371 | 427 | 8 | **4.661** |
| **Samtals** | **6.528** | **5.043** | **6.787** | **4.495** | **3.457** | **3.337** | **4.092** | **3.196** | **3.965** | **444** | **41.344** |

| | Álfhólsskóli | Hörðuvalla /Kóraskóli | Kársnesskóli | Kópavogsskóli | Lindaskóli | Salaskóli | Smáraskóli | Snælandsskóli | Vatnsendaskóli | Utan Skólahverfis | Samtals |
|---|---|---|---|---|---|---|---|---|---|---|---|
| Meðalaldur | 38 | 34 | 41 | 40 | 38 | 41 | 40 | 41 | 41 | 39 | 39 |

Skjal sótt af '0000000000' dags: 26.10.2026

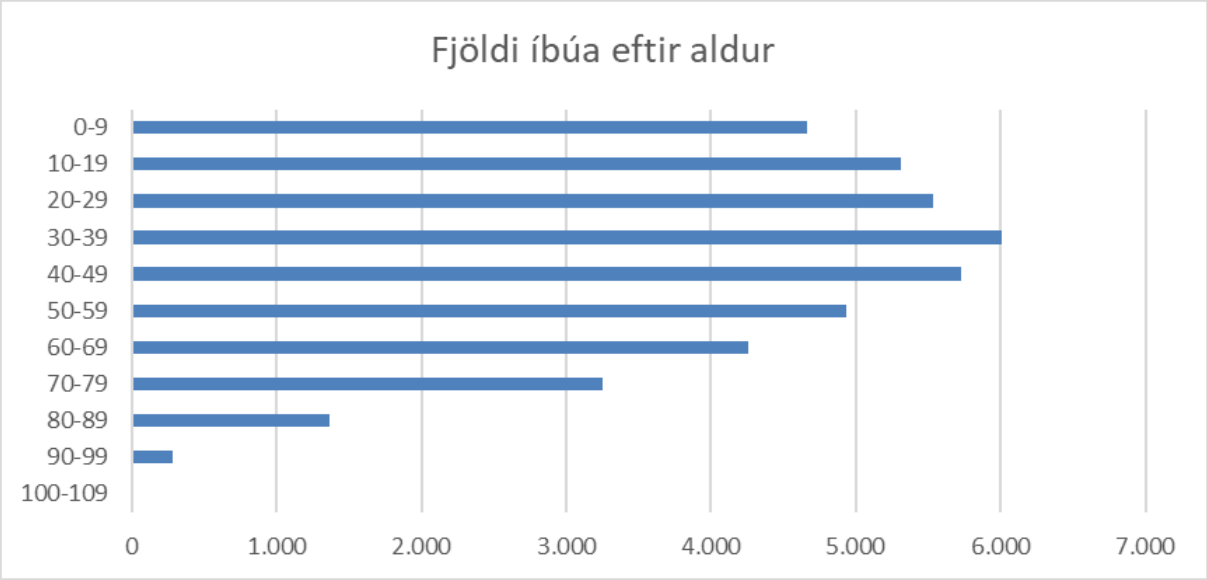


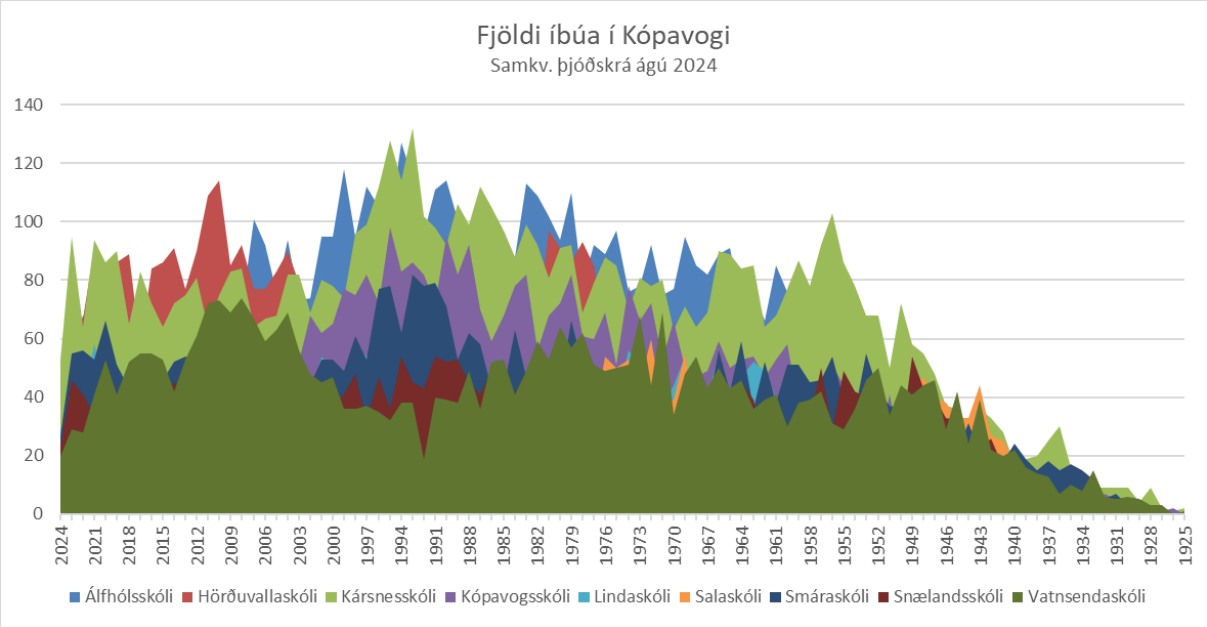


## Hlutfallslegur fjöldi íbúa á hverju aldursbili í hverju skólahverfi

| Aldursbil | Álfhólsskóli | Hörðuvalla /Kóraskóli | Kársnesskóli | Kópavogsskóli | Lindaskóli | Salaskóli | Smáraskóli | Snælandsskóli | Vatnsendaskóli | Meðaltal |
|---|---|---|---|---|---|---|---|---|---|---|
| 100-109 | 0,0% | 0,0% | 0,0% | 0,1% | 0,0% | 0,0% | 0,0% | 0,0% | 0,0% | 0,0% |
| 90-99 | 0,4% | 0,1% | 0,9% | 0,8% | 0,5% | 0,5% | 1,2% | 0,5% | 1,3% | 0,7% |
| 80-89 | 1,9% | 1,4% | 3,7% | 2,6% | 2,0% | 6,6% | 4,9% | 4,0% | 4,7% | 3,5% |
| 70-79 | 6,2% | 5,0% | 8,4% | 6,0% | 7,2% | 10,6% | 8,5% | 11,9% | 10,4% | 8,2% |
| 60-69 | 10,8% | 7,1% | 12,1% | 10,6% | 11,2% | 8,6% | 11,5% | 11,0% | 9,4% | 10,3% |
| 50-59 | 12,9% | 11,5% | 11,1% | 13,1% | 13,1% | 12,8% | 9,6% | 10,2% | 12,7% | 11,9% |
| 40-49 | 14,9% | 16,3% | 12,7% | 15,1% | 12,2% | 12,6% | 12,0% | 13,0% | 13,5% | 13,6% |
| 30-39 | 15,6% | 14,1% | 15,6% | 17,6% | 13,6% | 11,1% | 15,4% | 14,4% | 10,1% | 14,2% |
| 20-29 | 14,7% | 12,0% | 13,3% | 15,6% | 14,3% | 11,8% | 13,6% | 12,1% | 11,1% | 13,2% |
| 10-19 | 12,4% | 17,7% | 10,8% | 9,9% | 13,4% | 14,2% | 11,7% | 11,1% | 16,0% | 13,0% |
| 0-9 | 10,3% | 14,8% | 11,3% | 8,6% | 12,5% | 11,2% | 11,7% | 11,6% | 10,8% | 11,4% |

Skjal sótt af '0000000000' dags: 26.10 2026

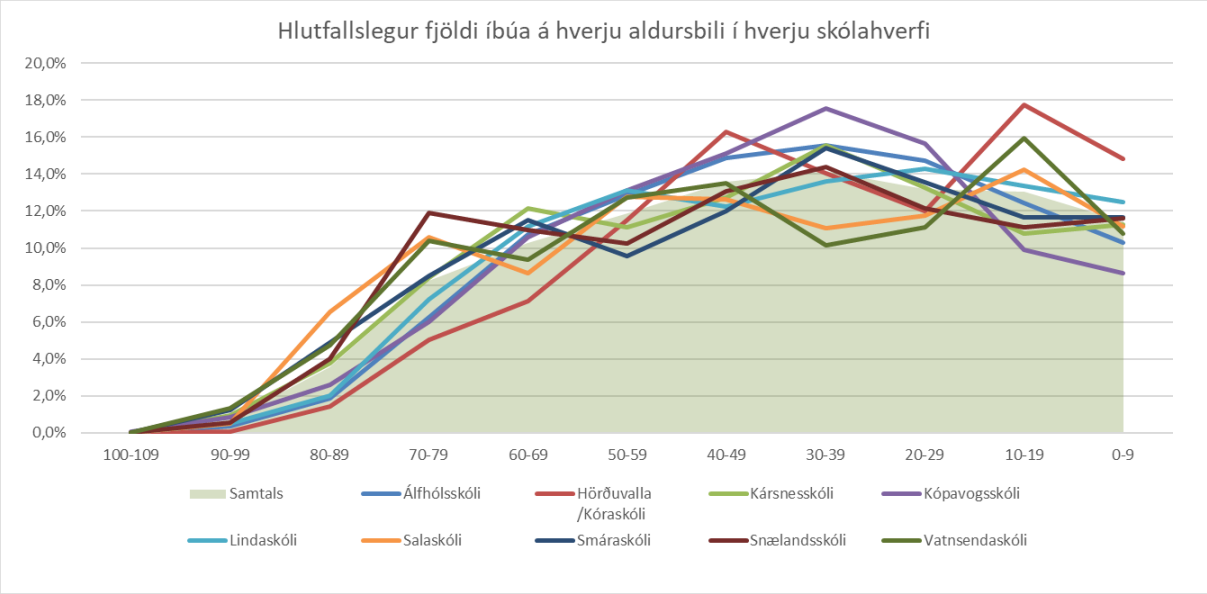


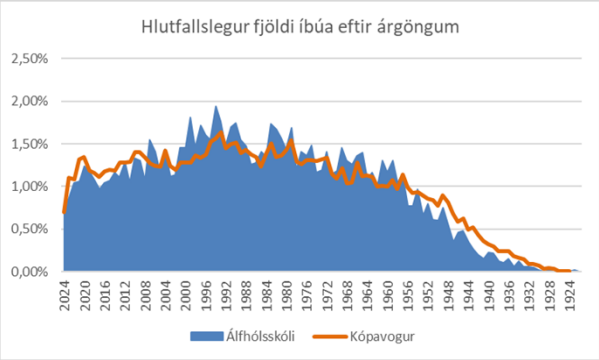


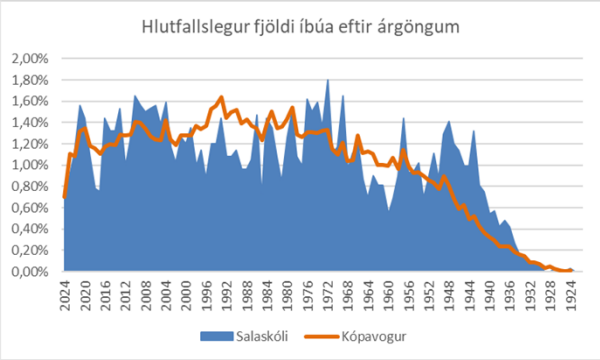


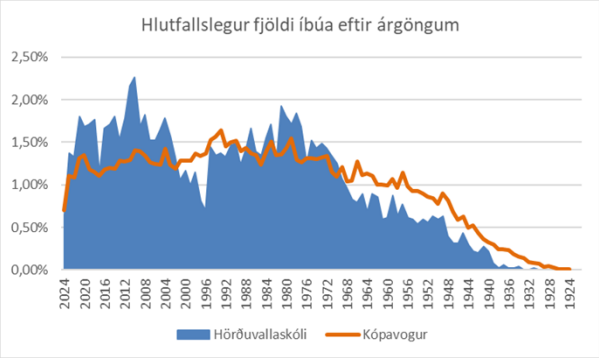


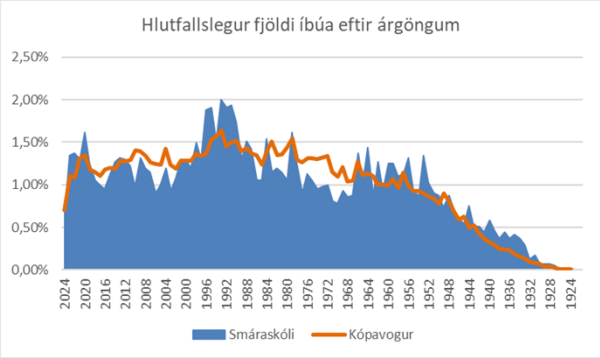


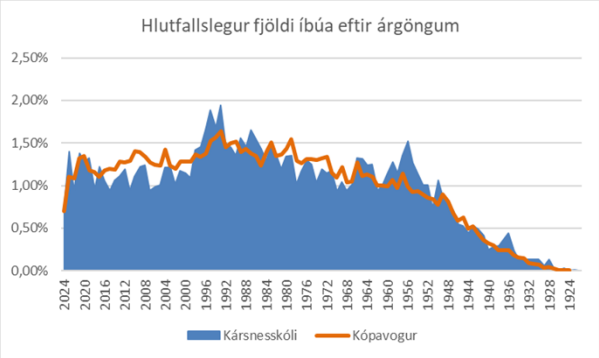


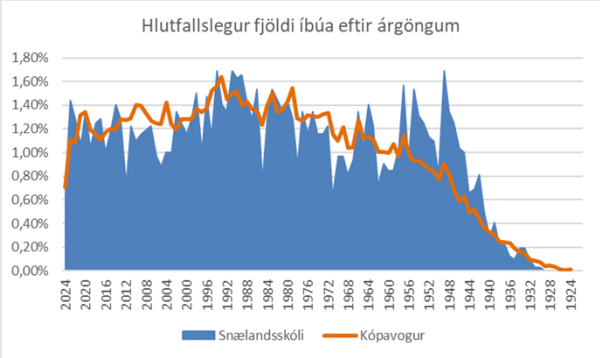


Skjal sótt af '0000000000' dags: 26.10 2026

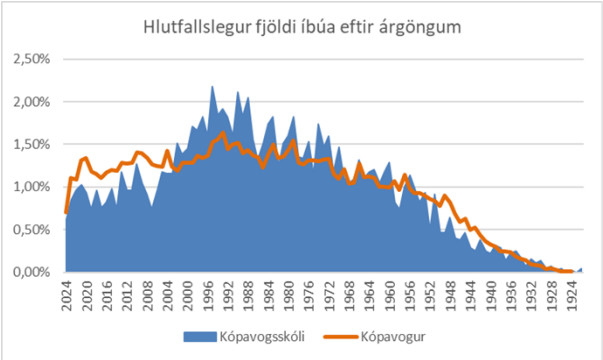


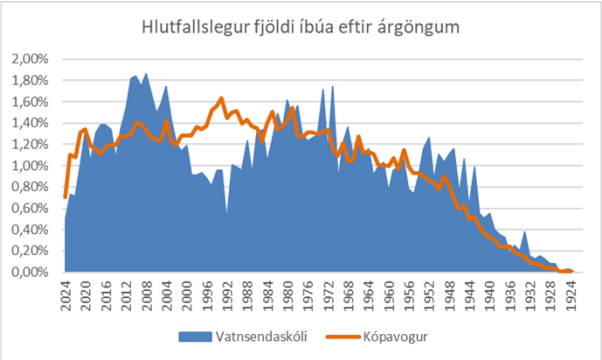


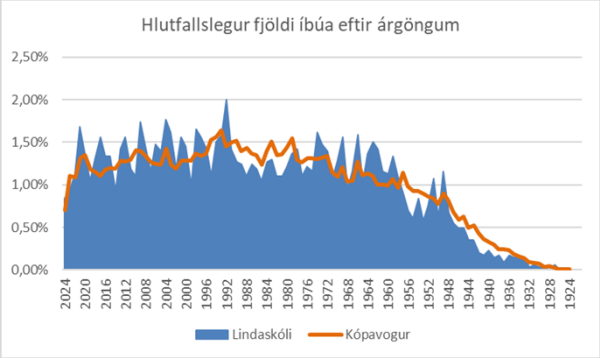


**Fjöldi íbúa í Kópavogi í hverjum árgangi**

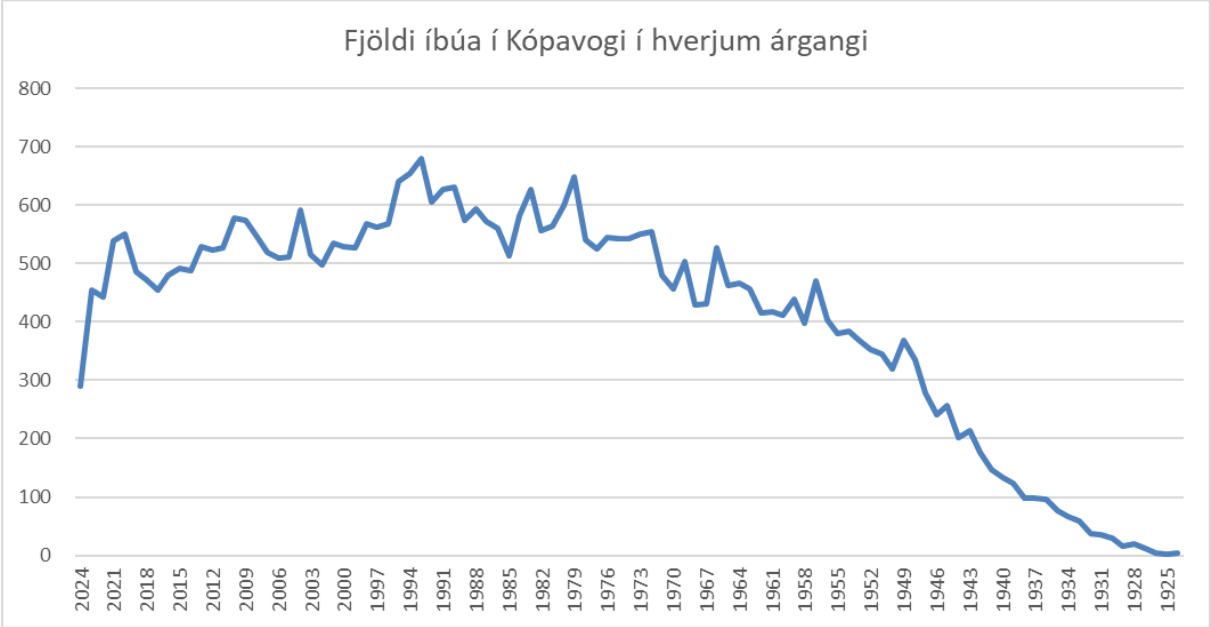


Skjal sótt af '0000000000' dags: 26.10 2026

**Breyting á fjölda íbúa í hverjum árgangi milli ára**

| | 2019 til 2020 | 2020 til 2021 | 2021 til 2022 | 2022 til 2023 | 2023 til 2024 | Samtals |
|---|---|---|---|---|---|---|
| 1910-1919 | -1 | -1 | 1 | -1 | -1 | **-3** |
| 1920-1929 | -37 | -46 | -36 | -22 | -45 | **-186** |
| 1930-1939 | -62 | -91 | -81 | -56 | -180 | **-470** |
| 1940-1949 | -19 | -61 | -22 | -29 | -104 | **-235** |
| 1950-1959 | 37 | -34 | -15 | -10 | -32 | **-54** |
| 1960-1969 | -30 | -51 | -44 | 22 | 57 | **-46** |
| 1970-1979 | -32 | -74 | 15 | 76 | 132 | **117** |
| 1980-1989 | -57 | 22 | 89 | 137 | 221 | **412** |
| 1990-1999 | -38 | 132 | 147 | 302 | 189 | **732** |
| 2000-2009 | 0 | 16 | 26 | 128 | 193 | **363** |
| 2010-2019 | 126 | 138 | -32 | 47 | 101 | **380** |
| 2020-2023 | 0 | 724 | 486 | 489 | 578 | **2.277** |
| **Samtals** | **-113** | **674** | **534** | **1.083** | **1.109** | **3.287** |

| | 2019 til 2020 | 2020 til 2021 | 2021 til 2022 | 2022 til 2023 | 2023 til 2024 | Samtals |
|---|---|---|---|---|---|---|
| 2000 | 0 | 3 | -5 | 32 | 37 | **67** |
| 2001 | 3 | 18 | 26 | 5 | 27 | **79** |
| 2002 | -1 | 5 | -6 | 27 | 31 | **56** |
| 2003 | -1 | -1 | 3 | 24 | 18 | **43** |
| 2004 | 3 | 0 | 9 | 4 | 30 | **46** |
| 2005 | -6 | 1 | 9 | 15 | 11 | **30** |
| 2006 | 2 | 1 | -4 | 11 | 4 | **14** |
| 2007 | 2 | -8 | 5 | 3 | 12 | **14** |
| 2008 | -3 | 1 | -8 | 5 | 14 | **9** |
| 2009 | 1 | -4 | -3 | 2 | 9 | **5** |
| 2010 | 6 | 13 | 1 | 1 | 11 | **32** |
| 2011 | -4 | -6 | -2 | 0 | 16 | **4** |
| 2012 | -3 | -3 | 3 | 19 | -3 | **13** |
| 2013 | -3 | 1 | 3 | 0 | 12 | **13** |
| 2014 | 5 | 5 | 5 | -5 | 5 | **15** |
| 2015 | 2 | 7 | 6 | 5 | 20 | **40** |
| 2016 | 3 | 4 | -4 | 4 | 10 | **17** |
| 2017 | -3 | 14 | -26 | 14 | 16 | **15** |
| 2018 | 2 | -2 | -5 | 15 | 0 | **10** |
| 2019 | 121 | 105 | -13 | -6 | 14 | **221** |
| 2020 | 0 | 526 | -8 | 6 | 26 | **550** |
| **Samtals** | **126** | **680** | **-14** | **181** | **320** | **1.293** |

Skjal sótt af '0000000000' dags: 26.10 2026

## Fjöldi íbúa per íbúð eftir aldri og skólahverfum

| | Kópavogsskóli | Kársnesskóli | Snælandsskóli | Salaskóli | Smáraskóli | Lindaskóli | Hörðuvallaskóli Kóraskóli | Vatnsendaskóli | Álfhólsskóli | Kópavogur |
|---|---|---|---|---|---|---|---|---|---|---|
| Fjöldi íbúða | 1.552 | 2.568 | 1.247 | 1.313 | 1.938 | 1.273 | 1.652 | 1.366 | 2.319 | **15.228** |
| Fjöldi íbúa | 4.495 | 6.787 | 3.196 | 3.337 | 4.092 | 3.457 | 5.043 | 3.965 | 6.528 | **40.900** |
| Fjöldi íbúa per íbúð | 2,90 | 2,64 | 2,56 | 2,54 | 2,11 | 2,72 | 3,05 | 2,90 | 2,82 | **2,69** |

| | | | | | | | | | | |
|---|---|---|---|---|---|---|---|---|---|---|
| Fjöldi barna 1-5 ára (2019-2023) | 202 | 429 | 197 | 204 | 281 | 212 | 398 | 192 | 352 | **2.467** |
| Fjöldi barna 1-5 ára per íbúð | 0,13 | 0,17 | 0,16 | 0,16 | 0,14 | 0,17 | 0,24 | 0,14 | 0,15 | **0,16** |
| Fjöldi barna 6-15 ára (2009-2018) | 434 | 734 | 371 | 419 | 472 | 465 | 882 | 585 | 743 | **5.105** |
| Fjöldi barna 6-15 ára per íbúð | 0,28 | 0,29 | 0,30 | 0,32 | 0,24 | 0,37 | 0,53 | 0,43 | 0,32 | **0,34** |

| | | | | | | | | | | |
|---|---|---|---|---|---|---|---|---|---|---|
| Fjöldi grunnskólanema 2023-2024 | **410** | **671** | **442** | **526** | **503** | **466** | **809** | **565** | **595** | **4.987** |
| Fjöldi grunnskólanema per íbúð | 0,26 | 0,26 | 0,35 | 0,40 | 0,26 | 0,37 | 0,49 | 0,41 | 0,26 | **0,33** |

| | Kópavogsskóli | Kársnesskóli | Snælandsskóli | Salaskóli | Smáraskóli | Lindaskóli | Hörðuvallaskóli Kóraskóli | Vatnsendaskóli | Álfhólsskóli | Kópavogur |
|---|---|---|---|---|---|---|---|---|---|---|
| Fjöldi barna 2-5 ára per íbúð | 4% | 6% | 6% | 6% | 7% | 6% | 8% | 5% | 5% | 6% |
| Fjöldi barna 6-15 ára per íbúð | 10% | 11% | 12% | 13% | 12% | 13% | 17% | 15% | 11% | 13% |
| Fjöldi íbúa per íbúð >15 ára | 86% | 83% | 82% | 81% | 82% | 80% | 75% | 80% | 83% | 81% |
| Fjöldi íbúa per íbúð samtals | 100% | 100% | 100% | 100% | 100% | 100% | 100% | 100% | 100% | 100% |

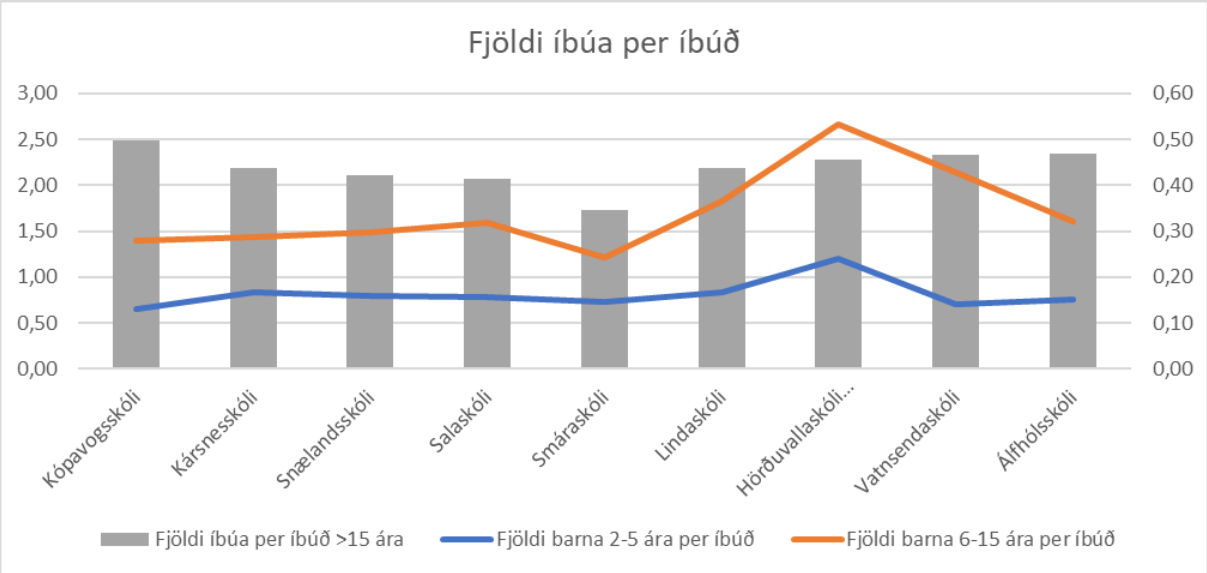


Skjal sótt af '00000000000' dags: 26.10 2026